

MAH

ARROW MATERIAL HANDLING

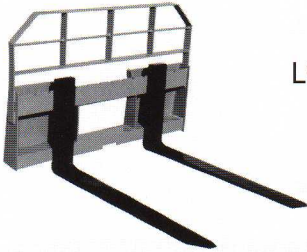
Tractor Loaders

Fork And Frames • Buckets

For Tractor Loaders / Ag / Utility / Compact

AC, Agco, Bush Hog, Branson, Belarus, Case IH, Cat, Century, DuAl, Ford, Great Bend, Hesston, John Deere, Kioti, Koyker, KD, KMW, Kubota, Leon, Mahindra, Massey Ferguson, New Holland, Westendorf, White

from the Name You Trust in Attachments!




MightyMax F5000 Series

LOADERS WITH UNIVERSAL QUICK ATTACH (Skid Steer type)
High strength: up to 4500 LB. capacity
True ITA upper hanger bar for strength and better fork fit
Includes AMH fully forged forks available in 36" to 96" lengths
Includes back rest or safety guard
Standard sizes in stock for fast delivery


DuraMax Plus F5200HD

LOADERS WITH UNIVERSAL QUICK ATTACH (Skid Steer type)
Loaders with Universal Quick Attach (Skid Steer type)
Heavy duty construction, 5500 LB. capacity
Includes Fully Forged ITA forks available in 36" to 96" lengths
Includes socket receiver for Trailer Hitch or Bale Spear kit
Includes back rest or safety guard





MultiMax F5800 Series

Loaders with manufacturers' quick couplers or direct pin on.
True ITA Class II upper and lower bars for greater strength and life
Light weight by design for greater capacity up to 5500 LB.
Includes back rest for your safety
Includes quick coupler mounting plates to fit your tractor or Direct Pin on to loader arms
Includes high strength fully forged forks available in 36" to 96" length
From stock in widths of 50" or 63", special widths available by quote



MultiMax F5900 Series

Loaders with manufacturers' quick couplers or direct pin on.
Same heavy duty frame as F5800 with forks
Includes high strength Bale Spear and Mountings



Tree & Post Puller/Grapple for Skid Steers - Model TJ12UN

Removes brush, small trees and posts with ease
Pulls roots to prevent re-growth • Heavy duty tines and bracing • Hydraulic hoses included
Rugged construction with braced steel jaws • 12" opening
Universal skid steer coupler as standard (optional couplers) • Approximate weight: 280lb
Optional guard available to hold branches away from operator

The Tractor Attachment You Need. . . When You Need It!